

CLIFF

DUAL USB SOCKETS WITH EARTH IN XLR SHELL


Dual USB2 & USB3.0 compliant sockets are mounted in a single space-saving universal XLR receptacle, chosen to allow industry standard panel cutouts and maximum panel mounting density. Output connection header pins are configured to facilitate either direct soldering to PCBs or connection by header cable. We are happy to provide customers with standard or custom designed header cables to meet individual system requirements.

Front or back mounted versions are available.

This is part of Cliff's programmed series of USB and other data connectors, primarily in XLR and other industry standard shells.

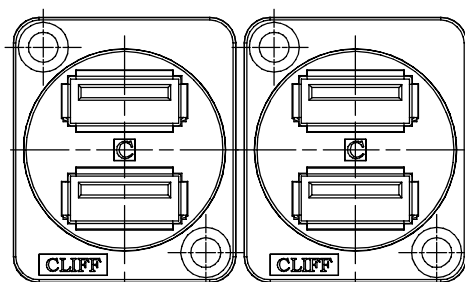
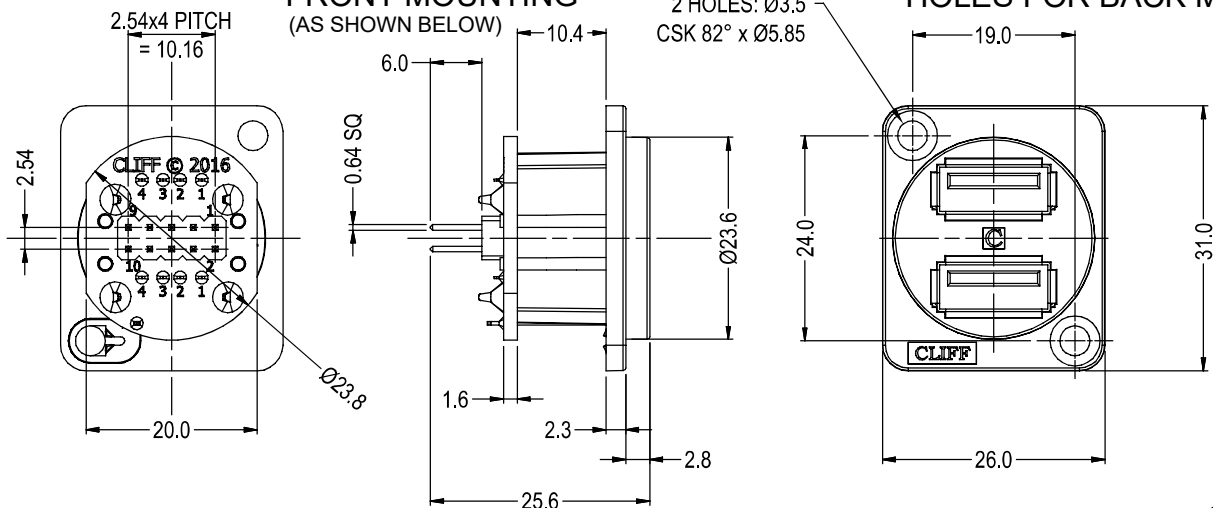
Enquire to Sales for customised USB connector variants to suit end users applications.

DUAL USB2 WITH EARTH



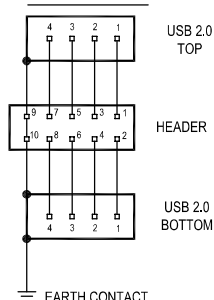
PART No. **CP30100** - WITH CSK HOLES FOR FRONT MOUNTING (AS SHOWN BELOW)

PART No. **CP30100X** - WITH Ø2.5mm PLAIN HOLES FOR BACK MOUNTING



27.0 RECOMMENDED
MINIMUM PITCH

SCHEMATIC



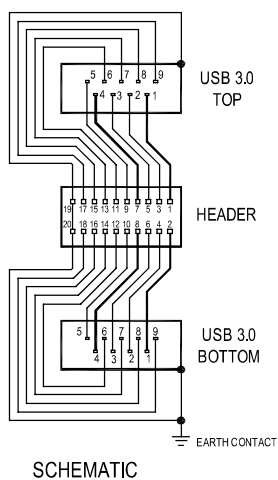
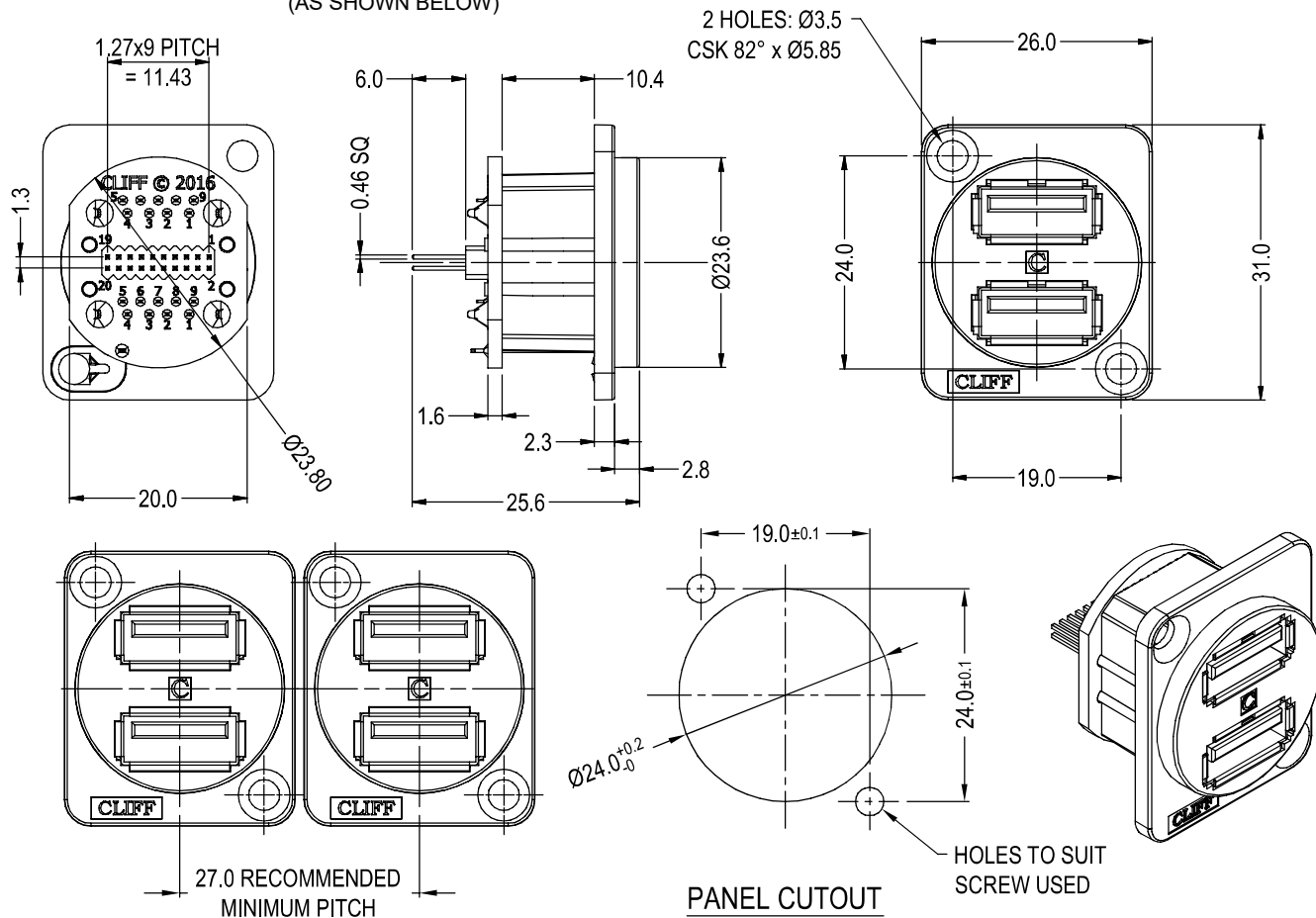
	Pin No.		Header Pin
Top USB	1	Vcc	1
	2	Data -	3
	3	Data +	5
	4	Ground	7
Bottom USB	USB Body		9
	1	Vcc	2
	2	Data -	4
	3	Data +	6
Bottom USB	4	Ground	8
	USB Body		10

DUAL USB3.0 WITH EARTH



PART No. **CP30105** - WITH CSK HOLES FOR FRONT MOUNTING
(AS SHOWN BELOW)

PART No. **CP30105X** - WITH Ø2.5mm PLAIN HOLES FOR BACK MOUNTING



	Pin No.		Header Pin
Top USB	1	VBUS	1
	2	D-	3
	3	D+	5
	4	GND	7
	5	StdA_SSRX-	9
	6	StdA_SSRX+	11
	7	GND_DRAIN	13
	8	StdA_SSTX-	15
	9	StdA_SSTX+	17
USB Body + Panel Earth			19
Bottom USB	1	VBUS	2
	2	D-	4
	3	D+	6
	4	GND	8
	5	StdA_SSRX-	10
	6	StdA_SSRX+	12
	7	GND_DRAIN	14
	8	StdA_SSTX-	16
	9	StdA_SSTX+	18
USB Body + Panel Earth			20